



A New Path to Medicine

Maxim Group Emerging Growth Conference

Sanjay S. Shukla, M.D., M.S., President & CEO

March 17--18, 2021

Forward Looking Statements

The following slides and any accompanying oral presentation contain forward-looking statements within the meaning of the Private Securities Litigation Reform Act of 1995 and other federal securities laws. The use of words such as “may,” “might,” “will,” “should,” “expect,” “plan,” “anticipate,” “believe,” “estimate,” “project,” “intend,” “future,” “potential,” “opportunity,” or “continue,” and other similar expressions are intended to identify forward-looking statements. For example, all statements regarding: the potential therapeutic benefits of proteins derived from tRNA synthetase genes and our product candidates, including ATYR1923 and ATYR2810, and development programs, including our NRP2 antibody program and our tRNA synthetase program; the ability to successfully advance our product candidates and undertake certain development activities (such as the initiation of clinical trials, clinical trials enrollment, the conduct of clinical trials and announcement of clinical results) and accomplish certain development goals, and the timing of such events; the potential market opportunity for our product candidates; our ability to receive regulatory approvals for, and commercialize, our product candidates; our ability to identify and discover additional product candidates; potential activities and payments under collaboration agreements; and the ability of our intellectual property portfolio to provide protection are forward-looking statements. All forward-looking statements are based on estimates and assumptions by our management that, although we believe to be reasonable, are inherently uncertain. All forward-looking statements are subject to risks and uncertainties that may cause actual results to differ materially from those that we expected. These risks, uncertainties and other factors are more fully described in our filings with the U.S. Securities and Exchange Commission, including our Annual Report on Form 10-K, our Quarterly Reports on Form 10-Q, and in our other filings. The forward-looking statements in this presentation speak only as of the date of this presentation and neither we nor any other person assume responsibility for the accuracy and completeness of any forward-looking statement. We undertake no obligation to publicly update or revise any forward-looking statement, whether as a result of new information, future events or otherwise, except as required by law.

We own various U.S. federal trademark applications and unregistered trademarks, including our company name. All other trademarks or trade names referred to in this presentation are the property of their respective owners. Solely for convenience, the trademarks and trade names in this presentation are referred to without the symbols ® and ™, but such references should not be construed as any indicator that their respective owners will not assert, to the fullest extent under applicable law, their rights thereto.

aTyr: A New Path to Medicine

Mission: Develop a new class of medicines based on proprietary biology platform with a novel approach for identifying target receptors for extracellular tRNA synthetase fragments from an IP portfolio covering protein derivatives from all 20 tRNA synthetase gene families

ATYR1923

- Immunomodulator for severe inflammatory lung diseases
- Pulmonary sarcoidosis trial enrollment completed – data expected Q3 2021
- Positive topline data reported January 2021 in COVID-19 pts

NRP2 Antibodies

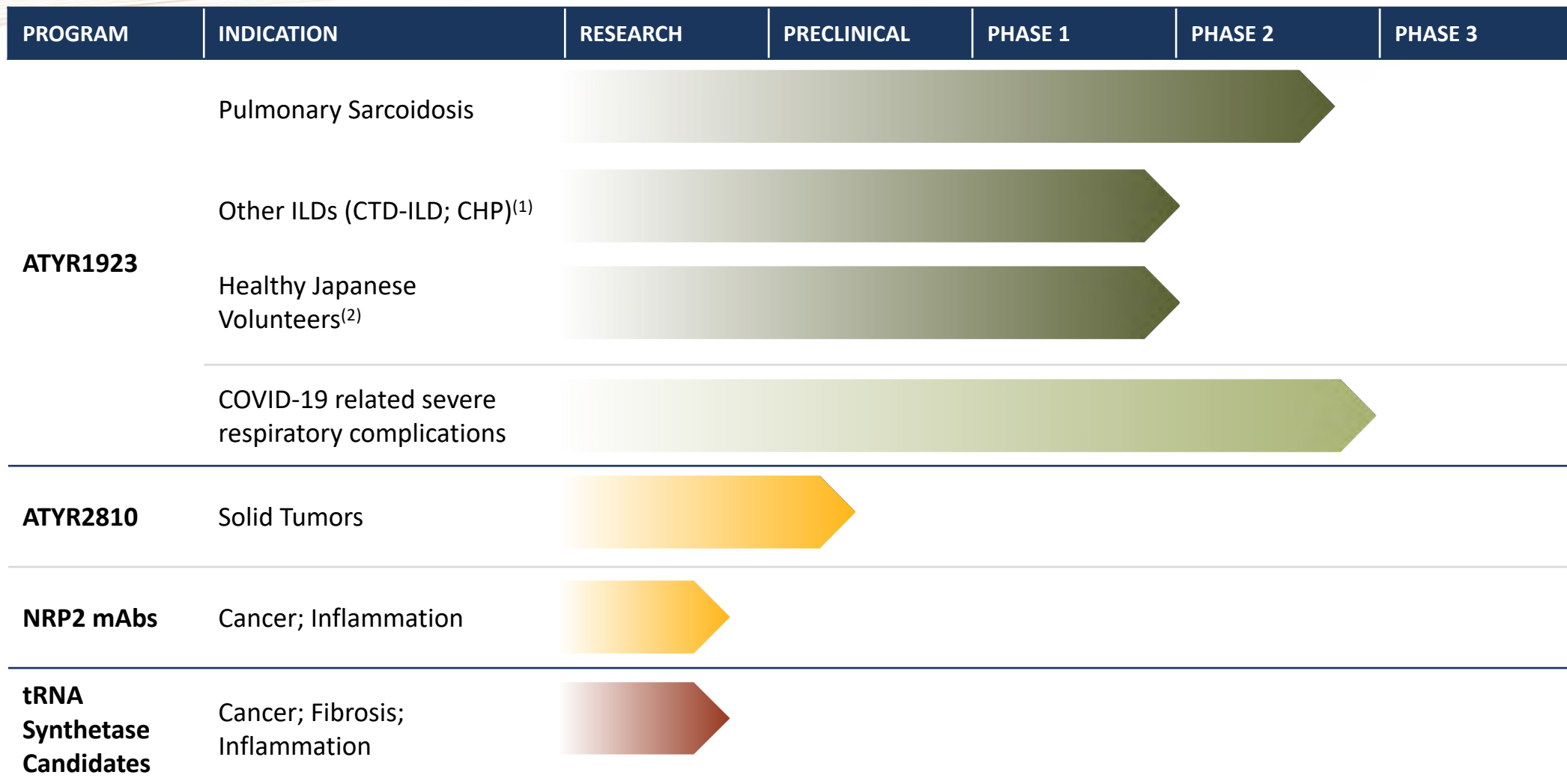
- ATYR2810: first anti-neuropilin-2 (NRP2) antibody for cancer – IND-enabling activities initiated
- NRP2 antibody research program for distinct therapeutic applications

tRNA Synthetase Candidates

- Receptors identified for two new tRNA synthetases from our pipeline
- Discovery programs targeting cancer and NK cell biology

Financials: Cash, cash equivalents and investments at \$36.1m as of September 30, 2020

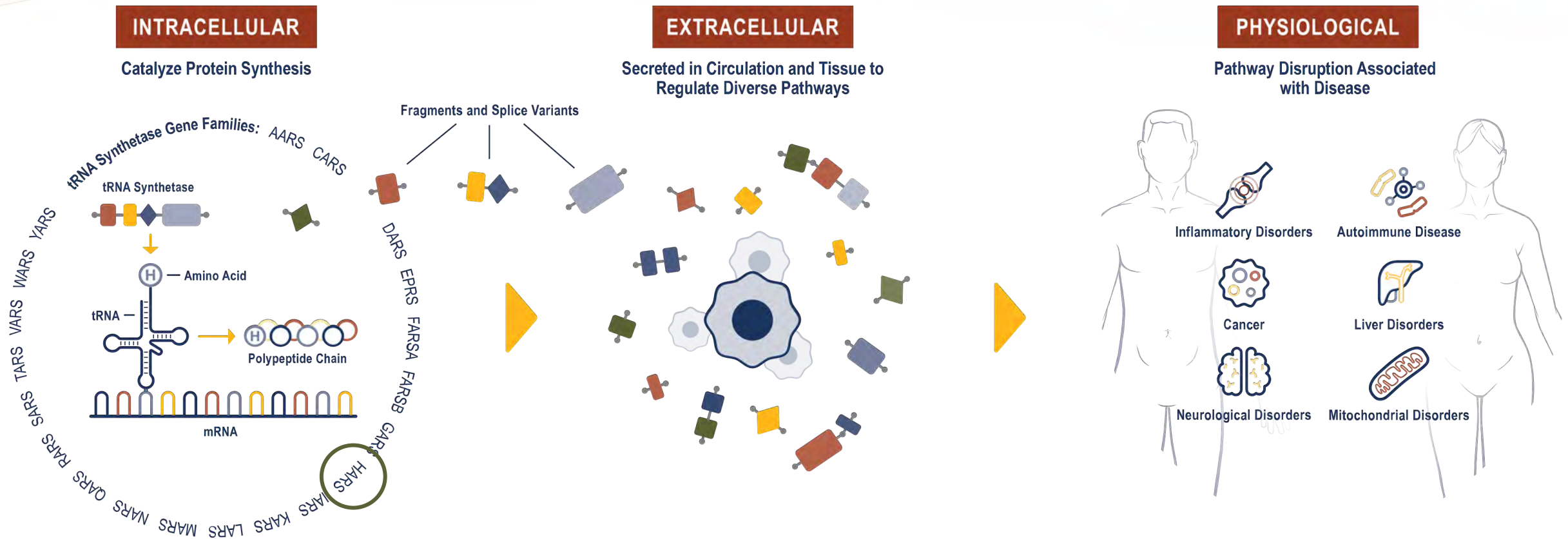
aTyr Development Pipeline



(1) CTD-ILD: connective tissue disease-related ILD (e.g. Scleroderma-related ILD); CHP: chronic hypersensitivity pneumonitis

(2) In partnership with Kyorin Pharmaceutical Co., Ltd.

tRNA Synthetases May Have Novel Functions Extracellularly



tRNA synthetases are secreted extracellularly and occur in novel forms which lose their canonical function

Extracellular tRNA synthetase disruption (genetic/ autoimmune) is associated with disease in humans

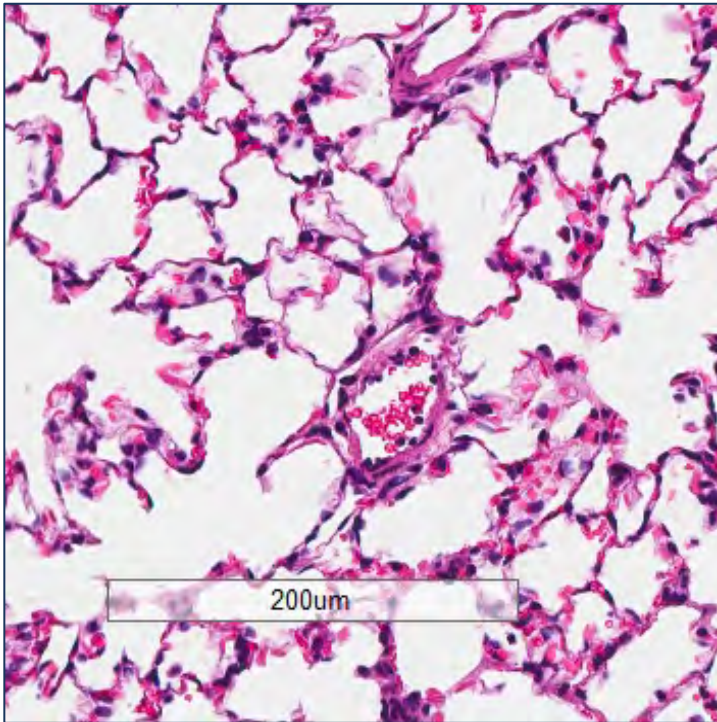


ATYR1923

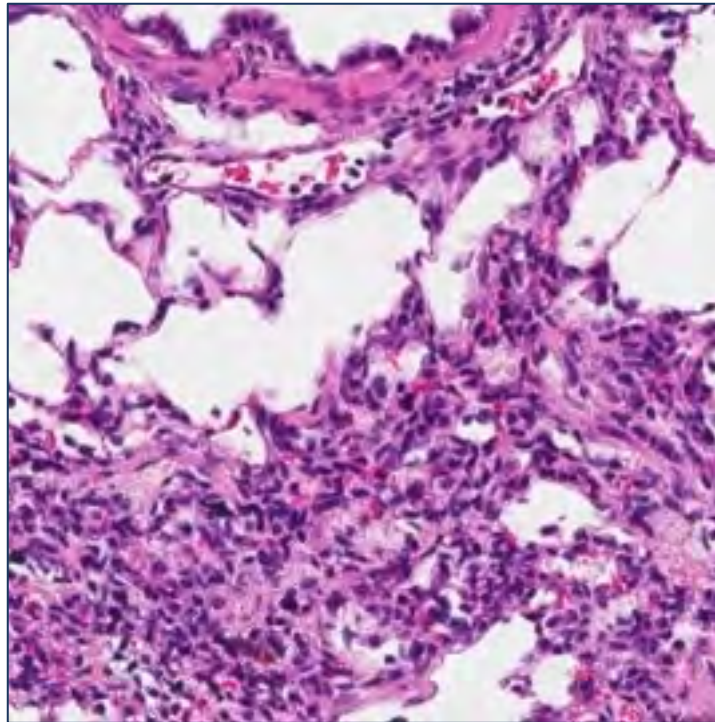
A Novel Immunomodulator for Inflammatory Lung Disease

A Novel Mechanism to Treat Inflammation

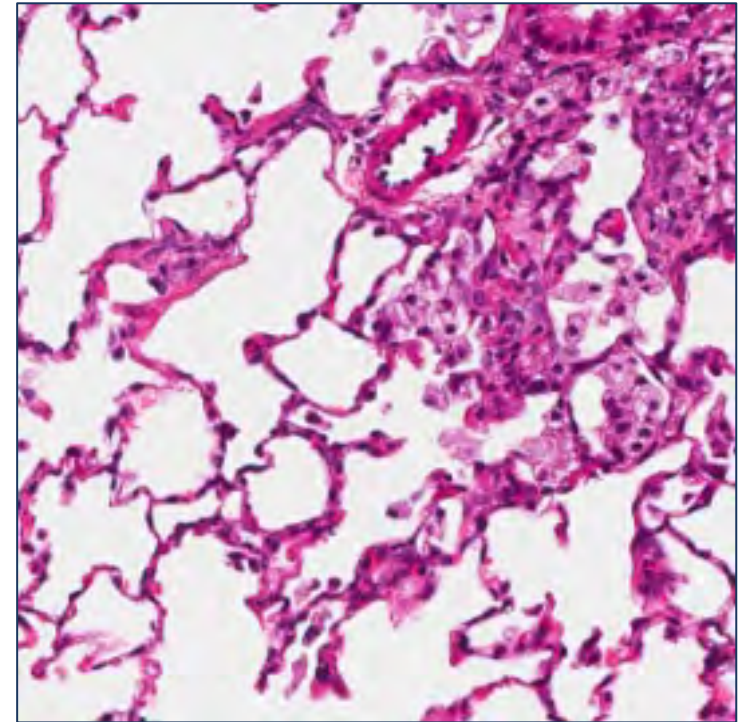
Healthy lung



Injured lung



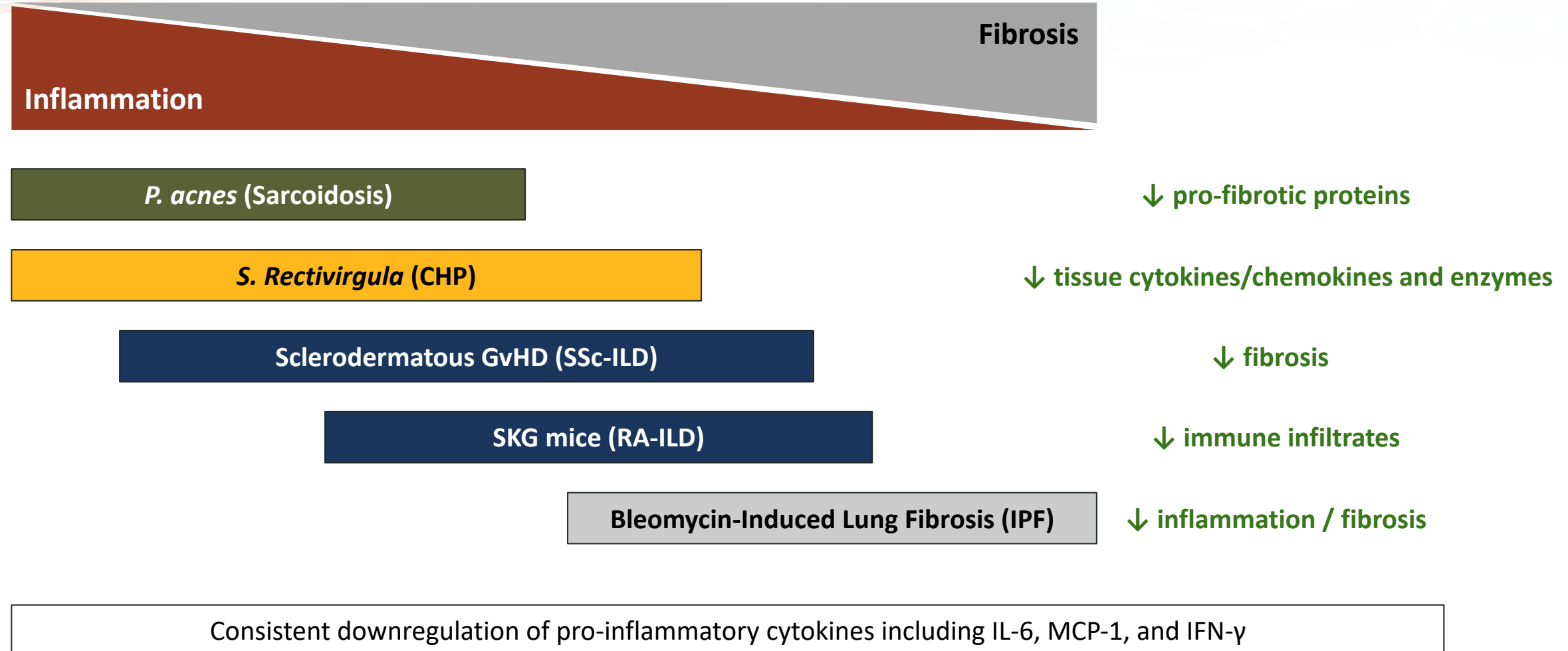
ATYR1923 treated



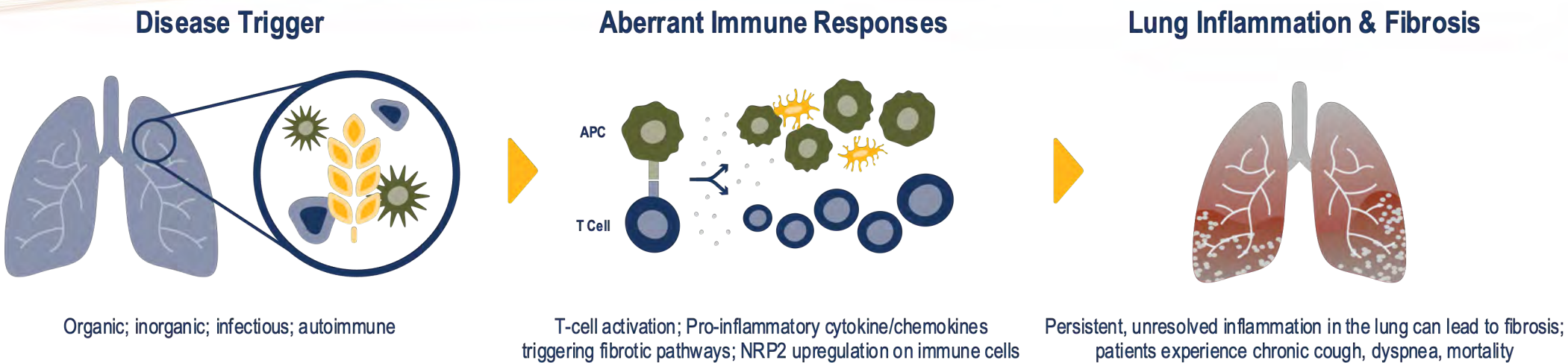
ATYR1923: Early Data Supports Therapeutic Potential in Immune-Mediated Lung Disease

- Fc fusion protein, based on naturally occurring splice variant of the lung-enriched histidyl-tRNA synthetase (HARS) fragment, recombinantly expressed in *E. coli*
- Receptor screen identified selective binding to NRP2, a cell surface receptor upregulated on key immune cells during inflammation and is enriched in inflamed lung tissue
 - NRP2 expression is detected in granulomas associated with human sarcoidosis of the lung and skin
 - Lung tissue from patients who died from COVID-19 related respiratory failure shows increased NRP2
- Downregulates inflammatory and pro-fibrotic cytokine and chemokine levels as well as histological inflammation and fibrosis in pre-clinical models
- Phase 1 study in healthy volunteers PK supports with once-monthly intravenous dosing
- Well tolerated in patients and subjects dosed to date with exposure up to 24 weeks

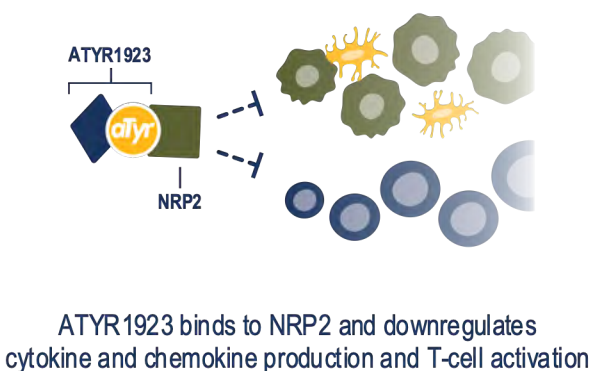
Demonstrated Effect in Animal Lung Injury Models



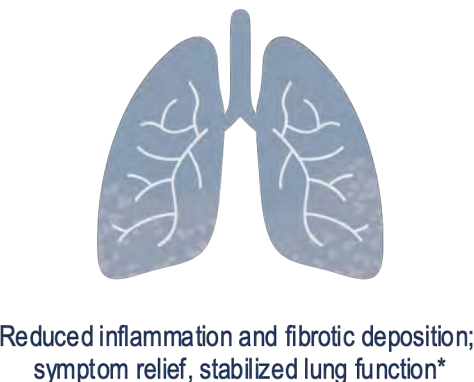
ATYR1923 Mechanism of Action in Inflammatory Lung Disease



ATYR1923 Dampens Immune Responses



Stabilized Lung

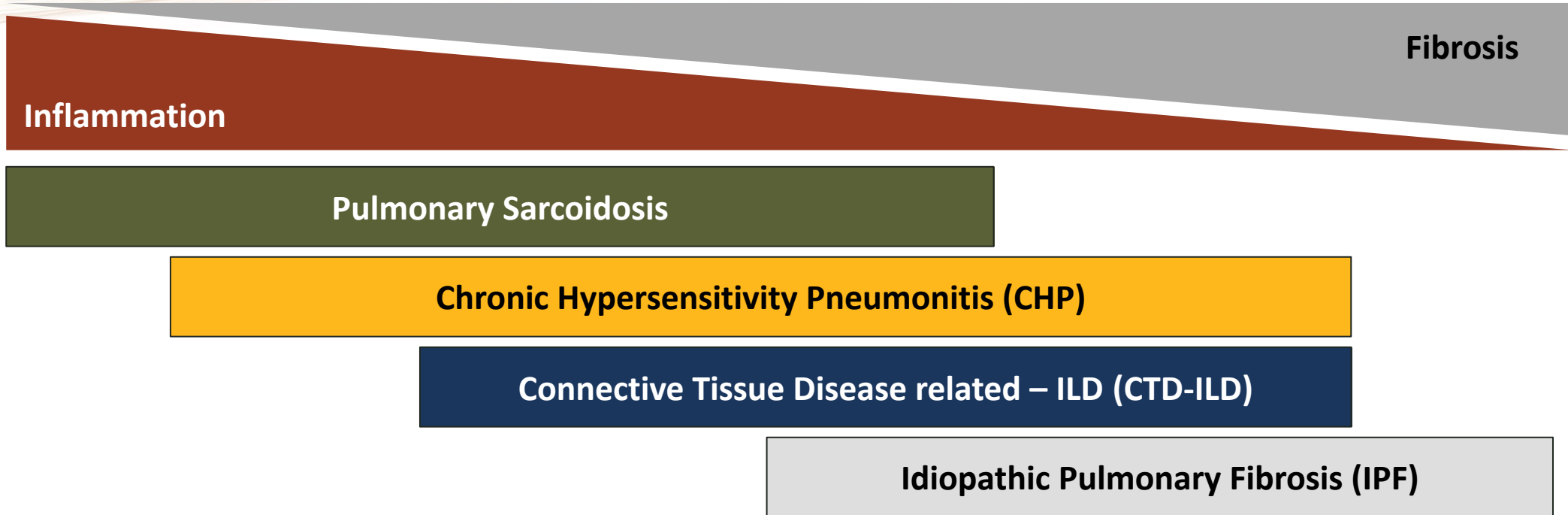




ATYR1923

Interstitial Lung Disease

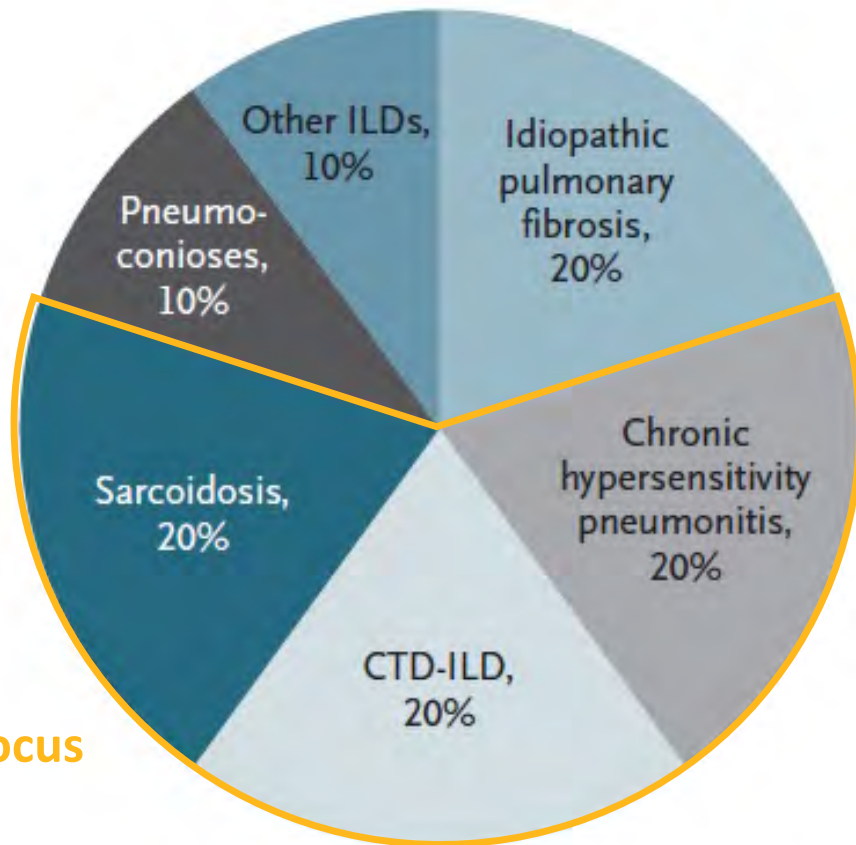
ILDs Share Common Immune Pathology Leading to Fibrosis



- ILDs lie on a spectrum of inflammation and fibrosis, but all share an immune pathology
- Progression to fibrosis is a key driver of morbidity and mortality
- By targeting aberrant immune response driving fibrosis, ATYR1923 has potential to improve outcomes in multiple ILDs

Market Opportunity in Inflammatory Interstitial Lung Disease

Relative Distribution of ILDs in the USA⁽¹⁾



aTyr focus

- >200 types of ILD: 4 major types comprise 80% of patients
- Limited standard of care with substantial morbidity and mortality
- aTyr focused on 3 most inflammatory types: ~500-600k US patients⁽²⁾; ~3m globally
- \$2-3b global market opportunity⁽³⁾

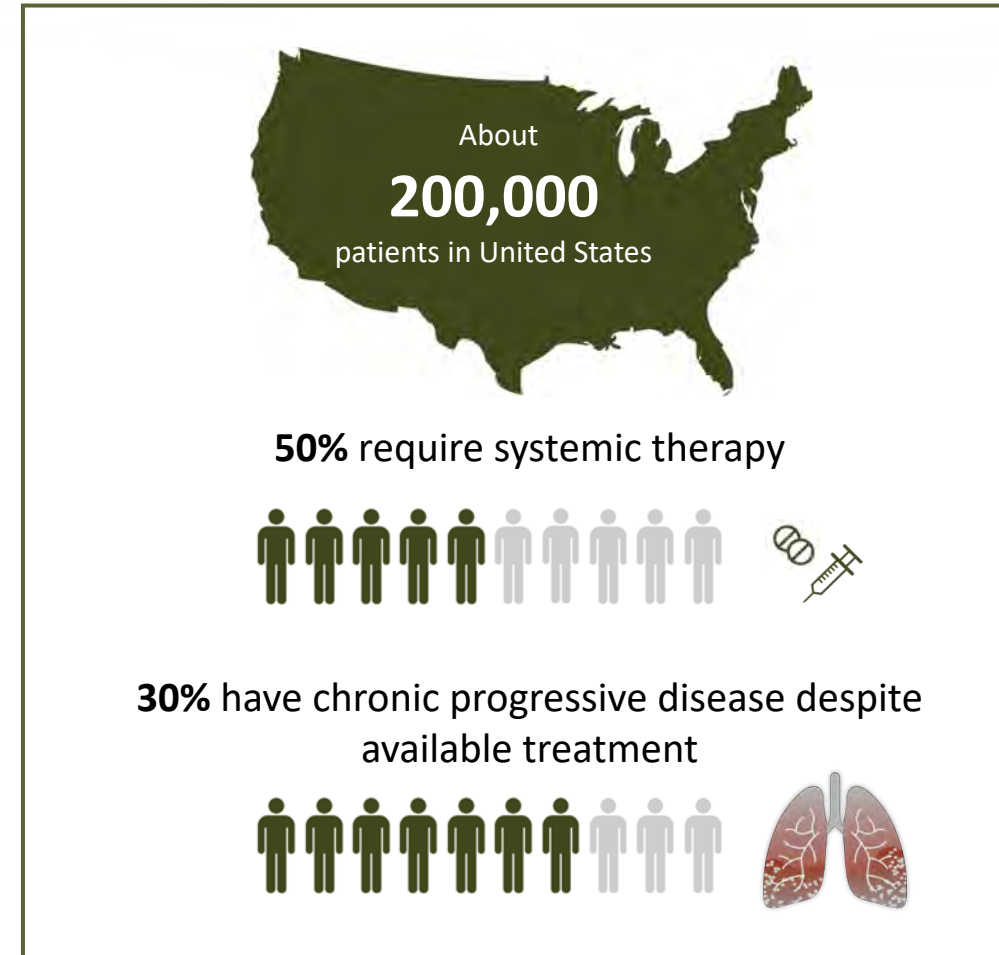
(1) Lederer, Martinez. NEJM 2018

(2) All ILDs individually have potential for orphan status

(3) aTyr estimates for ATYR1923 in Pulmonary Sarcoidosis, CHP, CTD-ILD; excludes IPF

First ATYR1923 Indication: Pulmonary Sarcoidosis

- Inflammatory disease of unknown etiology characterized by the formation of granulomas (clumps of immune cells)
- T cell driven: CD4+ (Th1 / Th17)
- Pulmonary sarcoidosis occurs in ~90% of all sarcoidosis patients
- Treatment options are limited with associated toxicity: Corticosteroids, antimetabolite immunosuppressants, TNF inhibitors

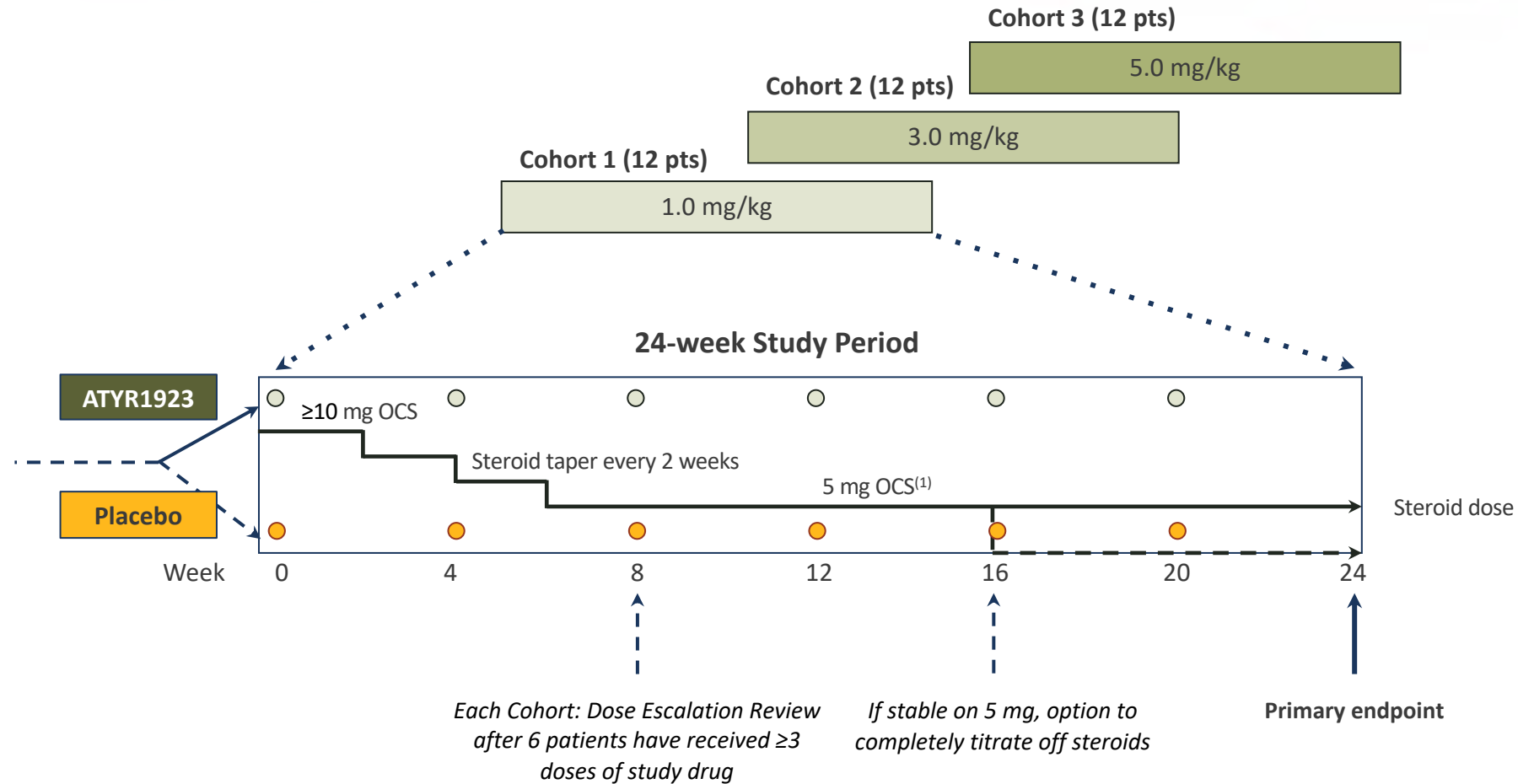


Phase 1b/2a Study in Pulmonary Sarcoidosis Ongoing

Design	<ul style="list-style-type: none">• Randomized (2:1), double-blind, placebo-controlled, multiple ascending dose• 6 IV doses of ATYR1923 being tested at 1.0, 3.0, and 5.0 mg/kg• Forced steroid taper to 5.0 mg by week 8; taper to 0 mg possible at week 16 in responders
Population	<ul style="list-style-type: none">• 37 histologically confirmed pulmonary sarcoidosis patients• ≥10 mg stable oral corticosteroid treatment• Symptomatic/active disease at baseline
Primary Endpoint	<ul style="list-style-type: none">• Safety and tolerability of multiple ascending IV ATYR1923 doses
Secondary Endpoints	<ul style="list-style-type: none">• Steroid-sparing effect• Immunogenicity• Pharmacokinetics (PK)• Exploratory efficacy measures: FDG-PET/CT imaging; Lung function (FVC); Serum biomarkers; Health-related quality of life scales

Target enrollment completed
Data expected Q3 2021

Phase 1b/2a Pulmonary Sarcoidosis Study Schema



ATYR1923 Japan Collaboration

Kyorin Overview

- Founded: 1923
- Focus: Respiratory, ENT, Urology
- 1600 employees: incl. 350 in R&D; 750 sales reps covering top respiratory centers in Japan
- Sales: ~\$1b USD
- Market cap: \$1.2b USD (4569:JP TSE)

Key Terms

- Scope: ATYR1923; Japan; ILD
- Upfront payment: \$8m
- Development, regulatory and commercial milestones: \$167m
- Tiered sales royalties into double digits
- Kyorin to fund all development and commercial activities in Japan

Last subject visit completed for Phase 1 study to evaluate the safety, pharmacokinetics and immunogenicity in Japanese healthy volunteers



ATYR1923

COVID-19 Related Severe Respiratory Complications

Phase 2 Study in COVID-19 Related Severe Respiratory Complications

Rationale	<ul style="list-style-type: none">• COVID-19 associated lung inflammation is driven by pathways effected by ATYR1923's mechanism of action
Objective	<ul style="list-style-type: none">• Evaluate safety and preliminary efficacy of ATYR1923 in subjects hospitalized with COVID-19-related severe respiratory complications
Design	<ul style="list-style-type: none">• Randomized, double-blind, placebo controlled, single dose (not powered for statistical significance)
Population	<ul style="list-style-type: none">• 32 adult patients with severe respiratory complications related to COVID-19 infection requiring supplemental oxygen but not mechanically ventilated (WHO score 4, 5)
Doses	<ul style="list-style-type: none">• Randomized 1:1:1 - Single dose of 1.0 or 3.0 mg/kg ATYR1923 or Placebo
Endpoints	<ul style="list-style-type: none">• Primary: Safety and Tolerability• Secondary: Time to recovery (WHO score ≤ 3 or hospital discharge without supplemental oxygen); proportion of patients achieving recovery within a week; all cause mortality• Exploratory: Clinical biomarkers; 60 day follow up

Topline data reported January 2021

Full data set, including biomarker analysis, expected Q1 2021

Highlights of Topline Results for Safety and Key Recovery Metrics

Study Met Primary Safety Endpoint in Moderate to Severe Hospitalized Patients

- ATYR1923 was generally safe and well-tolerated in both the 1.0 and 3.0 mg/kg treatment groups
- Adverse events were mostly mild or moderate in severity and there were no drug-related SAEs

Preliminary Signal of Activity Seen in 3.0 mg/kg Cohort⁽¹⁾

- 3.0 mg/kg cohort experienced a median time to recovery of 5.5 days (95% CI: 3,6) compared to 6 days (95% CI: 2,12) in placebo group
- 83% vs 56% of patients achieved recovery by day 6 in the 3.0 mg/kg ATYR1923 and placebo groups, respectively

Key Insights from Preliminary Demographics and Baseline Characteristics

- Demographics and baseline disease characteristics were largely balanced except for some key risk factors which were disproportionately randomized to ATYR1923 groups:
 - More patients over the age of 65
 - More patients with severe hypoxia
 - More baseline comorbidities and more patients with multiple baseline comorbidities
- Imbalances suggest a sicker patient population in ATYR1923 treatment groups and may have contributed to an overperformance in the placebo arm
- All patients in the study received remdesivir and/or dexamethasone



NRP2 Antibodies

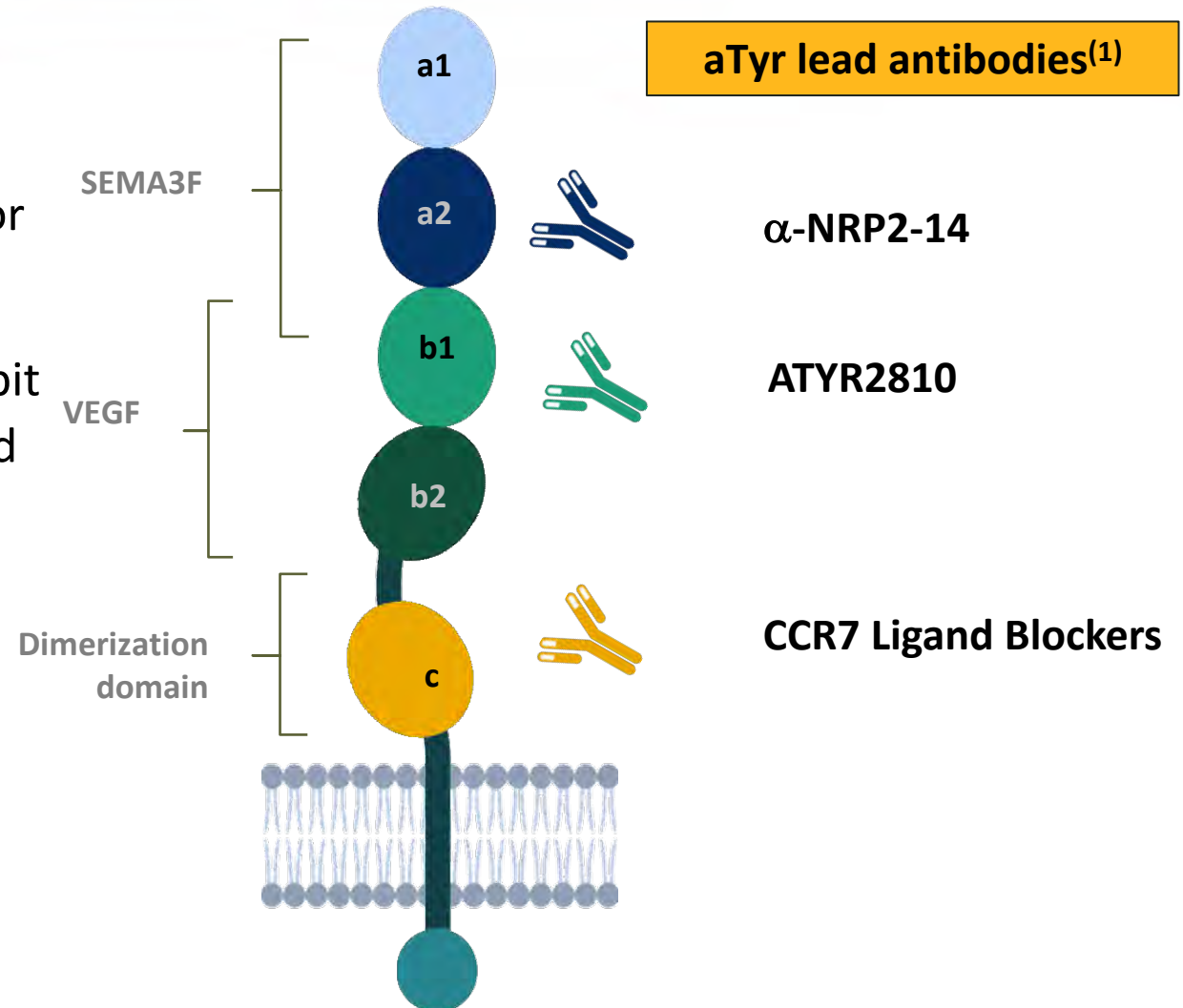
Regulating Diverse Disease Pathways

NRP2: A Novel Therapeutic Target

- NRP2 is a potentially novel drug target for cancer and inflammatory disorders
- Acts as a co-receptor for VEGF, semaphorins and certain chemokines (e.g., CCL21)
- Highly expressed on certain solid tumors, such as breast and lung
- Tumor expression is associated with worse outcomes in many cancers

aTyr is Developing Humanized NRP2 Antibodies Targeting Diverse Pathways

- aTyr has developed a panel of antibodies to selectively target different NRP2 epitopes for diverse therapeutic applications
- aTyr anti-NRP2 monoclonal antibodies exhibit superior specificity and sensitivity compared to commercially available antibodies



ATYR2810: Lead Anti-Neuropilin-2 Antibody IND Candidate for Cancer

- ATYR2810 is a humanized monoclonal antibody that specifically and functionally blocks the interaction between NRP2 and VEGF
- The role of NRP2 and VEGF signaling in the tumor microenvironment and its importance in the progression of certain aggressive cancers is becoming increasingly validated
- Preclinical data in models of triple-negative breast cancer suggest that ATYR2810 could potentially be effective in certain aggressive solid tumors ⁽¹⁾
 - Blocks VEGF-C binding to NRP2
 - Shows tumor inhibitory effects
 - Increases sensitivity to chemotherapy

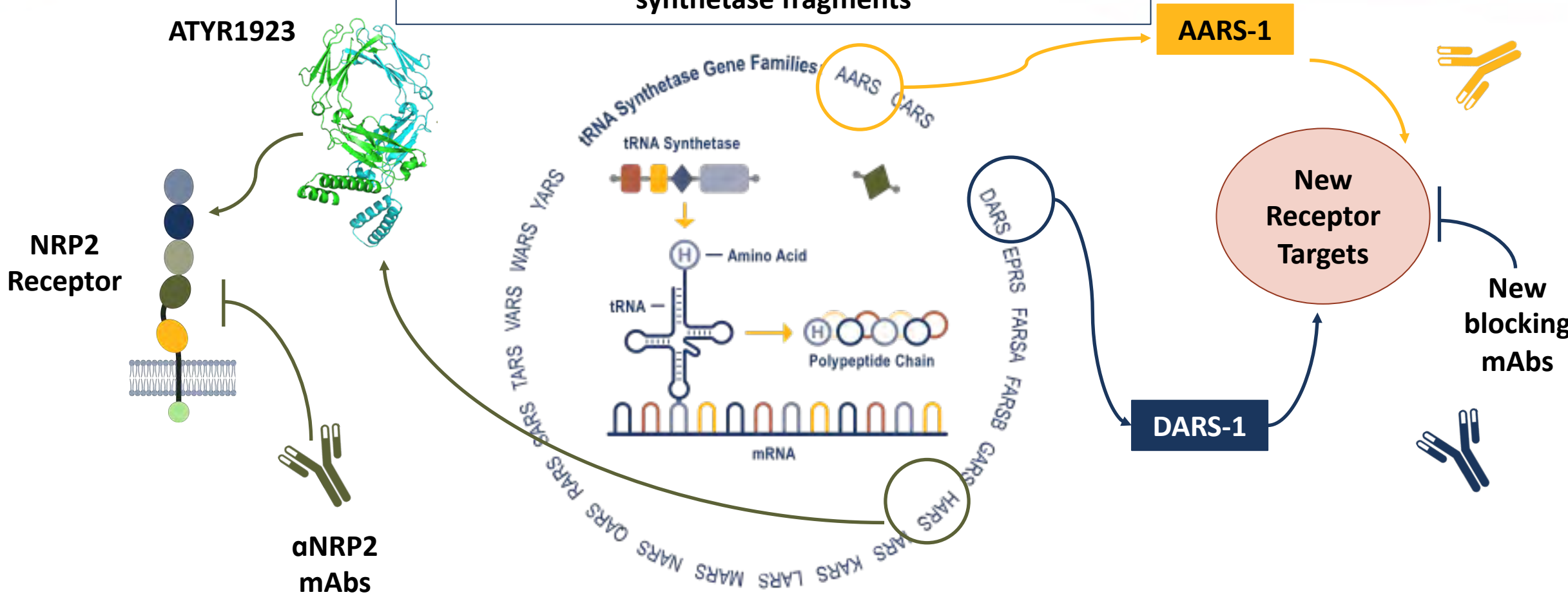


tRNA Synthetases

A Potential New Therapeutic Protein Class

aTyr Biology Platform

Novel approach for identifying target receptors for tRNA synthetase fragments



aTyr owns IP covering all 20 tRNA synthetase gene families



A New Path to Medicine

Upcoming Catalysts

ATYR1923

- Phase 1b/2a results in pulmonary sarcoidosis patients expected Q3 2021
 - Phase 2 full data set in COVID-19 patients expected Q1 2021
-

ATYR2810

- IND enabling activities for the first anti-NRP2 antibody
-

NRP2 Antibodies

- Potential new pipeline opportunities internally and through academic collaborations
-

tRNA Synthetase Candidates

- Presentation of scientific findings related to new receptor targets for AARS and DARS
-



Thank You